

ACNN SPA EURO RACE QUALIFYING

Sector Analysis

■ Personal Best
 ■ Session Best
 ■ B Crossing the finish line in pit lane

Lap	D	Time	Sector 1	Sector 2	Sector 3	T. Spd	Elapsed	Lap	D	Time	Sector 1	Sector 2	Sector 3	T. Spd	Elapsed
6	1	3:19.670	52.335	1:33.699	53.636	195.7	21:48.898	2	1	2:58.630	53.516	1:19.628	45.486	167.4	6:45.065
7	1	3:08.733	52.655	1:26.629	49.449	166.4	24:57.631	3	1	2:56.505	50.542	1:19.201	46.762	183.1	9:41.570
8	1	3:55.157	53.018	2:05.902	56.237	141.5	28:52.788	4	1	2:58.280	50.487	1:21.489	46.304	180.3	12:39.850
9	1	3:19.412	52.163	1:25.348	1:01.901	195.7	32:12.200	5	1	2:57.788	51.235	1:19.088	47.465	193.5	15:37.638
								6	1	2:56.042	50.644	1:19.083	46.315	201.9	18:33.680
								7	1	2:53.247	50.941	1:17.352	44.954	198.9	21:26.927
								8	1	3:12.389 B	50.620	1:21.305	1:00.464	179.1	24:39.316

31		1. Van Olst de Keuninck		BMW E36 325i			
				Ooperon Cup			
1	1	4:42.246	2:21.133	1:30.862	50.251	122.6	4:42.246
2	1	3:12.793	56.446	1:26.791	49.556	180.0	7:55.039
3	1	3:15.072	56.047	1:28.086	50.939	182.7	11:10.111
4	1	3:06.780	55.195	1:23.300	48.285	185.9	14:16.891
5	1	3:18.490 B	55.781	1:23.274	59.435	187.8	17:35.381
6	1	4:24.871	2:10.232	1:25.962	48.677	188.5	22:00.252
7	1	3:03.738	53.254	1:22.931	47.553	188.2	25:03.990
8	1	3:53.773	56.317	2:09.444	48.012	128.1	28:57.763
9	1	3:02.049	53.203	1:21.515	47.331	189.5	31:59.812

38		1. Wiegers Meendering		BMW E36 325i			
				Ooperon Cup			
1	1	4:39.289	2:20.016	1:29.314	49.959	126.8	4:39.289
2	1	3:09.713	54.018	1:25.114	50.581	188.8	7:49.002
3	1	3:04.406	53.738	1:22.967	47.701	184.3	10:53.408
4	1	3:03.852	53.488	1:22.482	47.882	188.2	13:57.260
5	1	3:14.577 B	53.129	1:22.517	58.931	190.8	17:11.837
6	1	4:47.469	2:29.387	1:28.758	49.324	174.8	21:59.306
7	1	3:08.046	54.518	1:24.876	48.652	175.0	25:07.352
8	1	4:02.536	54.313	2:13.418	54.805	118.8	29:09.888
9	1	3:04.755	53.572	1:22.856	48.327	175.0	32:14.643

40		1. Lekkerkerker Stiksma		BMW E36 325i			
				Ooperon Cup			
1	1	3:53.417	1:38.815		173.1	3:53.417	
2	1	3:02.599	53.402		190.5	6:56.016	
3	1	3:02.561	53.601		192.5	9:58.577	
4	1	3:02.492	53.772		196.4	13:01.069	
5	1	3:16.797 B	53.181		190.5	16:17.866	
6	1	4:38.642	2:24.345	1:25.795	48.502	183.1	20:56.508
7	1	3:05.150	53.802		187.2	24:01.658	
8	1	4:01.551	54.074		181.8	28:03.209	
9	1	3:06.872	54.988	1:23.531	48.353	183.1	31:10.081

43		1. Arnold Bakker		BMW E36 325i			
				Ooperon Cup			
1	1	5:00.576	2:29.630	1:30.878	1:00.068	153.6	5:00.576
2	1	3:12.574	55.583	1:26.385	50.606	180.6	8:13.150
3	1	3:15.508	57.631	1:27.167	50.710	177.6	11:28.658
4	1	3:07.788	54.467	1:24.516	48.805	187.2	14:36.446
5	1	3:21.822 B	53.946	1:25.781	1:02.095	187.2	17:58.268
6	1	4:50.458	2:37.242	1:24.590	48.626	178.2	22:48.726
7	1	3:07.899	54.189	1:25.005	48.705	175.9	25:56.625
8	1	4:12.172	1:53.061	1:29.729	49.382	120.8	30:08.797


50		1. Jan Joyce Vos/Vos		Zilhouette			
				Zilhouette Cup			
1	1	3:46.435	1:35.680	1:23.987	46.768	154.7	3:46.435

57		1. Hans Hoekstra		BMW E36 325i			
				Ooperon Cup			
1	1	4:45.192	2:16.770	1:35.160	53.262	136.2	4:45.192
2	1	3:16.920	58.514	1:27.717	50.689	172.8	8:02.112
3	1	3:17.671	1:01.502	1:26.310	49.859	167.4	11:19.783
4	1	3:11.036	56.003	1:25.361	49.672	187.2	14:30.819
5	1	3:12.685	55.843	1:27.230	49.612	187.2	17:43.504
6	1	3:15.238	56.442	1:29.136	49.660	183.1	20:58.742
7	1	3:10.398	55.523	1:25.719	49.156	178.8	24:09.140
8	1	4:09.174	55.064	2:01.770	1:12.340	161.7	28:18.314
9	1	3:13.396	56.029	1:25.681	51.686	182.1	31:31.710

69		1. Jan Barry Drenth		Zilhouette			
				Zilhouette Cup			
1	1	4:03.134	1:46.992	1:26.607	49.535	156.7	4:03.134
2	1	2:58.800	52.583	1:20.207	46.010	182.1	7:01.934
3	1	2:56.458	51.766	1:18.514	46.178	195.7	9:58.392
4	1	2:55.998	51.954	1:18.376	45.668	193.9	12:54.390
5	1	2:56.505	52.727	1:17.676	46.102	193.9	15:50.895
6	1	2:56.066	51.542	1:17.462	47.062	195.3	18:46.961
7	1	2:57.098	51.295	1:20.408	45.395	178.8	21:44.059
8	1	3:23.125 B	53.635	1:22.815	1:06.675	160.5	25:07.184

73		1. John den Hollander		Zilhouette			
				Zilhouette Cup			
1	1	5:09.199	2:38.676	1:37.967	52.556	116.9	5:09.199
2	1	3:08.068	54.980		162.4	162.4	8:17.267
3	1	3:06.328	53.898		172.5	172.5	11:23.595
4	1	3:02.824	52.207		183.4	183.4	14:26.419
5	1	3:04.065	54.031		175.3	175.3	17:30.484
6	1	3:02.665	53.149		178.5	178.5	20:33.149
7	1	3:02.138	52.978		173.9	173.9	23:35.287
8	1	4:00.233 B	53.372		170.3	170.3	27:35.520


74		1. Caspers Mik		BMW E36 325i			
				Ooperon Cup			
1	1	4:50.997	2:17.796		138.1	4:50.997	
2	1	3:21.095	58.579		178.5	8:12.092	
3	1	3:19.461	57.770		180.0	11:31.553	
4	1	3:22.121	58.435		191.2	14:53.674	
5	1	3:20.669	56.863		181.2	18:14.343	
6	1	3:16.540	57.119	1:27.526	51.895	180.9	21:30.883
7	1	3:20.311	58.168		186.5	24:51.194	
8	1	3:50.509	56.048		163.4	28:41.703	
9	1	3:12.781	56.923		186.2	31:54.484	



ACNN SPA EURO RACE QUALIFYING

Sector Analysis

Lap	D	Time	Sector 1	Sector 2	Sector 3	T. Spd	Elapsed	Lap	D	Time	Sector 1	Sector 2	Sector 3	T. Spd	Elapsed
3	1	2:51.322	47.661			196.7	10:38.480	7	1	2:54.842	48.745	1:21.135	44.962	190.8	31:13.648
4	1	2:46.551	46.313			203.4	13:25.031	<div style="border: 1px solid black; padding: 5px;"> 194 1.Marcel van der Lip BMW E36 M3 DTC </div>							
5	1	2:45.608	46.088			206.9	16:10.639	1	1	5:45.942	3:18.148	1:36.590	51.204	119.1	5:45.942
6	1	2:46.552	46.215			204.2	18:57.191	2	1	3:17.590	58.179	1:31.100	48.311	165.4	9:03.532
7	1	3:16.278B	50.001			180.9	22:13.469	3	1	3:07.440	53.186	1:26.549	47.705	198.5	12:10.972
8	1	7:46.022	5:40.884			155.8	29:59.491	4	1	3:07.313	52.715	1:26.531	48.067	197.8	15:18.285
9	1	3:12.218B	50.092			180.3	33:11.709	5	1	3:06.230	52.285	1:26.661	47.284	206.5	18:24.515
<div style="border: 1px solid black; padding: 5px;"> 127 1.Jacob van den Outenaar BMW E36 325i DTC </div>							6	1	3:03.411	52.098	1:24.476	46.837	197.8	21:27.926	
1	1	6:05.056	3:26.154	1:41.664	57.238	125.9	6:05.056	7	1	3:33.428B	55.039	1:33.883	1:04.506	140.6	25:01.354
2	1	3:19.497	55.230	1:32.456	51.811	173.4	9:24.553	8	1	5:12.266	2:54.617	1:28.902	48.747	145.6	30:13.620
3	1	3:07.749	52.389	1:27.010	48.350	187.2	12:32.302	<div style="border: 1px solid black; padding: 5px;"> 202 1.Rianneke Dijkhuis BMW 123 D DTC </div>							
4	1	3:06.706	51.247	1:25.271	50.188	200.0	15:39.008	1	1	5:44.014	2:59.900	1:46.573	57.541	94.7	5:44.014
5	1	3:09.745	52.959	1:26.185	50.601	188.5	18:48.753	2	1	3:21.662	59.158	1:32.942	49.562	160.0	9:05.676
6	1	3:08.169	53.083	1:27.101	47.985	185.9	21:56.922	3	1	3:16.308	57.182	1:28.029	51.097	170.6	12:21.984
7	1	3:05.271	52.410	1:25.397	47.464	183.4	25:02.193	4	1	3:15.643	57.114	1:27.829	50.700	181.8	15:37.627
8	1	3:57.928	51.738	2:16.450	49.740	173.9	29:00.121	5	1	3:13.922	56.317	1:26.950	50.655	185.9	18:51.549
9	1	3:03.072	52.738	1:22.964	47.370	176.5	32:03.193	6	1	3:13.958	55.912	1:27.760	50.286	173.6	22:05.507
<div style="border: 1px solid black; padding: 5px;"> 134 1.Hielke/Sipke Oosten/Bijzit Zilhouette M3 DTC </div>							7	1	3:15.391	56.475	1:28.561	50.355	171.7	25:20.898	
1	1	3:41.717	1:34.077	1:23.355	44.285	165.1	3:41.717	8	1	4:23.128	1:47.702	1:44.724	50.702	57.9	29:44.026
2	1	2:46.446	48.276	1:15.818	42.352	207.7	6:28.163	9	1	3:12.354	56.013	1:27.000	49.341	175.9	32:56.380
3	1	2:50.782	50.810	1:16.580	43.392	212.6	9:18.945	<div style="border: 1px solid black; padding: 5px;"> 205 1.Wolter Zijlstra BMW E36 325i DTC </div>							
4	1	3:04.324B	48.135	1:18.608	57.581	217.3	12:23.269	1	1	4:42.658	2:07.996	1:39.847	54.815	116.1	4:42.658
5	1	5:32.761	3:18.324	1:20.003	54.434	151.0	17:56.030	2	1	3:15.380	57.868	1:28.104	49.408	175.3	7:58.038
6	1	2:56.048	47.510	1:21.207	47.331	218.6	20:52.078	3	1	3:10.315	54.482	1:25.849	49.984	178.2	11:08.353
7	1	2:45.731	47.805	1:15.396	42.530	215.6	23:37.809	4	1	3:04.126	53.251	1:23.287	47.588	173.4	14:12.479
8	1	3:25.101B	47.174	1:15.210	1:22.717	213.0	27:02.910	5	1	3:00.952	52.594	1:20.811	47.547	196.7	17:13.431
<div style="border: 1px solid black; padding: 5px;"> 136 1.Peter van der Ham BMW E46 M3 DTC </div>							6	1	3:28.781B	52.026	1:28.448	1:08.307	199.6	20:42.212	
1	1	5:27.870B	2:36.419	1:39.565	1:11.886	115.6	5:27.870	7	1	5:01.555	2:48.997	1:23.945	48.613	149.6	25:43.767
2	1	4:38.289B	1:54.221	1:35.668	1:08.400	139.0	10:06.159	8	1	4:18.144	2:03.192	1:27.770	47.182	133.3	30:01.911
3	1	4:07.487	1:53.104			153.6	14:13.646	<div style="border: 1px solid black; padding: 5px;"> 206 1.Lawwrens Gooshouwer BMB COMPACT DTC </div>							
4	1	3:07.055	53.975	1:25.433	47.647	160.2	17:20.701	1	1	3:56.414	1:30.940			147.7	3:56.414
5	1	3:05.190	52.649			170.9	20:25.891	2	1	3:18.385	54.846			184.9	7:14.799
6	1	3:29.878B	53.849	1:30.245	1:05.784	160.2	23:55.769	3	1	3:12.445	54.293			174.5	10:27.244
<div style="border: 1px solid black; padding: 5px;"> 142 1.Marc Dijkhuis BMW E46 GTR DTC </div>							4	1	3:09.618	54.047			181.8	13:36.862	
1	1	5:56.200B	3:13.734	1:35.265	1:07.201	112.4	5:56.200	5	1	3:11.061	53.959			185.6	16:47.923
2	1	4:01.773	1:49.196	1:23.643	48.934	179.1	9:57.973	6	1	3:08.668	53.523			183.4	19:56.591
3	1	3:21.989B	54.956	1:25.892	1:01.141	171.7	13:19.962	7	1	3:11.136	54.098			196.7	23:07.727
4	1	13:06.510B	...	1:32.537	1:09.560	145.2	26:26.472	8	1	3:10.198	53.569			186.9	26:17.925
<div style="border: 1px solid black; padding: 5px;"> 167 1.Sjef Jansen BMW E36 M3 DTC </div>							9	1	4:19.814	1:49.097			135.3	30:37.739	
1	1	5:46.233	3:21.959	1:33.403	50.871	138.5	5:46.233	<div style="border: 1px solid black; padding: 5px;"> 234 1.Gert-Jan Zanting VW GOLF TDI DTC </div>							
2	1	3:04.774	54.152	1:24.709	45.913	191.8	8:51.007	1	1	5:39.775	2:58.301	1:46.585	54.889	106.3	5:39.775
3	1	2:58.232	49.344	1:23.266	45.622	186.9	11:49.239	2	1	3:18.203	57.832	1:30.281	50.090	165.1	8:57.978
4	1	3:51.333B	50.502	1:30.322	1:30.509	198.5	15:40.572	3	1	3:13.327	54.418	1:28.619	50.290	162.9	12:11.305
5	1	8:47.527	6:38.461	1:22.277	46.789	182.7	24:28.099	4	1	3:11.690	55.362	1:26.405	49.923	172.2	15:22.995
6	1	3:50.707	51.243	1:51.526	1:07.938	195.3	28:18.806	5	1	3:14.151	56.620	1:25.606	51.925	177.3	18:37.146



ACNN SPA EURO RACE QUALIFYING

Sector Analysis

Personal Best Session Best B Crossing the finish line in pit lane

Lap	D	Time	Sector 1	Sector 2	Sector 3	T. Spd	Elapsed
6	1	3:14.582	58.003	1:26.546	50.033	175.6	21:51.728
7	1	3:15.013	55.879	1:28.080	51.054	169.8	25:06.741
8	1	4:04.344	56.793	2:13.882	53.669	133.7	29:11.085
9	1	3:13.467	55.571	1:26.696	51.200	175.3	32:24.552

Lap	D	Time	Sector 1	Sector 2	Sector 3	T. Spd	Elapsed
236	1	5:42.448	3:01.768	1:43.559	57.121	115.5	5:42.448
2	1	3:19.301	58.873	1:27.853	52.575	165.1	9:01.749
3	1	3:13.143	56.331	1:26.942	49.870	176.2	12:14.892
4	1	3:13.720	56.598	1:26.138	50.984	177.9	15:28.612
5	1	3:37.087 B	56.970	1:27.298	1:12.819	174.8	19:05.699

Lap	D	Time	Sector 1	Sector 2	Sector 3	T. Spd	Elapsed
241	1	5:43.331	2:57.293	1:47.242	58.796	106.8	5:43.331
2	1	3:33.728	59.368	1:38.028	56.332	159.3	9:17.059
3	1	3:32.036	59.935	1:36.058	56.043	157.7	12:49.095
4	1	3:24.517	1:00.099	1:31.074	53.344	159.8	16:13.612
5	1	3:25.501	1:01.312	1:31.984	52.205	158.6	19:39.113

Lap	D	Time	Sector 1	Sector 2	Sector 3	T. Spd	Elapsed
242	1	5:06.540	2:36.648	1:36.920	52.972	110.3	5:06.540
2	1	3:11.720	56.690	1:26.110	48.920	172.2	8:18.260
3	1	3:08.753	54.841	1:25.084	48.828	165.4	11:27.013
4	1	3:06.050	54.463	1:23.369	48.218	183.4	14:33.063
5	1	3:18.487 B	54.235	1:25.702	58.550	181.2	17:51.550
6	1	5:02.527	2:51.026	1:23.726	47.775	173.6	22:54.077
7	1	6:38.972 B	54.249	2:45.497	2:59.226	151.0	29:33.049

Lap	D	Time	Sector 1	Sector 2	Sector 3	T. Spd	Elapsed
244	1	4:43.702	2:09.320	1:45.313	49.069	119.5	4:43.702
2	1	2:56.133	51.647	1:19.407	45.079	200.0	7:39.835
3	1	2:52.317	50.318	1:17.649	44.350	206.9	10:32.152
4	1	2:52.738	49.741	1:18.545	44.452	194.6	13:24.890
5	1	2:51.488	49.947	1:17.226	44.315	213.4	16:16.378
6	1	2:51.697	49.696	1:17.722	44.279	209.3	19:08.075
7	1	3:19.309 B	51.342	1:19.866	1:08.101	182.4	22:27.384
8	1	6:09.243	3:03.247	2:17.021	48.975	166.2	28:36.627
9	1	3:10.947	53.497	1:25.153	52.297	171.7	31:47.574

Lap	D	Time	Sector 1	Sector 2	Sector 3	T. Spd	Elapsed
246	1	4:44.149	2:10.243	1:40.625	53.281	116.1	4:44.149
2	1	3:16.718	57.348	1:28.626	50.744	164.1	8:00.867
3	1	3:17.751	1:01.284	1:26.825	49.642	167.7	11:18.618
4	1	3:09.734	55.907	1:25.068	48.759	187.5	14:28.352
5	1	3:13.381	56.020	1:26.675	50.686	176.5	17:41.733
6	1	3:15.833	57.654	1:28.076	50.103	181.2	20:57.566
7	1	3:10.389	55.208	1:25.936	49.245	170.3	24:07.955
8	1	4:07.619	56.108	1:59.525	1:11.986	165.6	28:15.574
9	1	3:11.555	55.397	1:25.169	50.989	184.6	31:27.129


Lap	D	Time	Sector 1	Sector 2	Sector 3	T. Spd	Elapsed
900	1	4:26.218	2:00.208	1:32.414	53.596	136.7	4:26.218
2	1	3:23.098	1:00.167	1:30.355	52.576	156.5	7:49.316
3	1	3:21.172	58.297	1:29.032	53.843	157.7	11:10.488
4	1	3:17.601	58.730	1:27.244	51.627	164.9	14:28.089
5	1	3:15.338	57.129	1:26.628	51.581	178.5	17:43.427
6	1	3:20.619	58.096	1:30.585	51.938	177.6	21:04.046
7	1	3:19.427	57.233	1:30.750	51.444	163.4	24:23.473
8	1	4:08.793	59.110	2:12.659	57.024	156.3	28:32.266
9	1	3:15.994	57.528	1:26.745	51.721	178.8	31:48.260

Lap	D	Time	Sector 1	Sector 2	Sector 3	T. Spd	Elapsed
901	1	4:35.380	2:24.068	1:25.527	45.785	184.3	4:35.380
2	1	2:54.038	49.894	1:18.978	45.166	206.1	7:29.418
3	1	3:09.260 B	49.966	1:19.155	1:00.139	199.3	10:38.678
4	1	4:31.448	2:22.533	1:23.517	45.398	129.2	15:10.126
5	1	2:54.443	49.880	1:19.759	44.804	205.7	18:04.569
6	1	3:08.138 B	49.260	1:20.716	58.162	197.8	21:12.707
7	1	5:28.097 B	3:00.793	1:19.695	1:07.609	194.6	26:40.804

Lap	D	Time	Sector 1	Sector 2	Sector 3	T. Spd	Elapsed
902	1	4:25.436	1:59.441	1:32.756	53.239	130.9	4:25.436
2	1	3:22.382	1:00.176	1:30.537	51.669	155.4	7:47.818
3	1	3:18.226	59.389	1:28.925	49.912	169.3	11:06.044
4	1	3:18.903	58.939	1:27.857	52.107	166.2	14:24.947
5	1	3:19.093	1:00.579	1:27.062	51.452	147.1	17:44.040
6	1	3:20.834	58.155	1:31.051	51.628	169.3	21:04.874
7	1	3:18.764	58.153	1:29.696	50.915	153.0	24:23.638
8	1	4:07.581	59.523	2:11.140	56.918	154.5	28:31.219
9	1	3:15.532	57.620	1:26.486	51.426	175.3	31:46.751

Lap	D	Time	Sector 1	Sector 2	Sector 3	T. Spd	Elapsed
905	1	4:29.142	2:10.703	1:30.274	48.165	151.7	4:29.142
2	1	2:57.276	51.661	1:20.457	45.158	188.2	7:26.418
3	1	2:48.966	45.851	1:20.502	42.613	209.7	10:15.384
4	1	2:44.364	45.836	1:16.106	42.422	224.5	12:59.748
5	1	2:43.715	45.496	1:15.683	42.536	228.3	15:43.463
6	1	2:53.271	47.879	1:21.447	43.945	188.2	18:36.734
7	1	2:45.926	46.294	1:16.369	43.263	221.3	21:22.660
8	1	2:53.609	46.871	1:22.943	43.795	147.1	24:16.269
9	1	3:58.130	48.452	1:51.870	1:17.808	170.3	28:14.399
10	1	3:43.022 B	46.377	1:25.826	1:30.819	193.5	31:57.421

Lap	D	Time	Sector 1	Sector 2	Sector 3	T. Spd	Elapsed
907	1	4:40.797	2:19.238	1:31.402	50.157	132.4	4:40.797
2	1	3:05.008	53.480	1:23.608	47.920	182.4	7:45.805
3	1	3:03.550	54.353	1:22.175	47.022	166.7	10:49.355
4	1	3:01.529	52.962	1:21.187	47.380	189.5	13:50.884
5	1	3:01.938	52.807	1:21.286	47.845	203.4	16:52.822
6	1	3:08.986	53.777	1:25.642	49.567	178.2	20:01.808



ACNN SPA EURO RACE QUALIFYING

Sector Analysis

■ Personal Best ■ Session Best B Crossing the finish line in pit lane

Lap	D	Time	Sector 1	Sector 2	Sector 3	T. Spd	Elapsed	Lap	D	Time	Sector 1	Sector 2	Sector 3	T. Spd	Elapsed
-----	---	------	----------	----------	----------	--------	---------	-----	---	------	----------	----------	----------	--------	---------

968		1.Johan Heil		Porsche Cup			
1	1	4:46.310	2:27.517	1:28.140	50.653	160.0	4:46.310
2	1	3:09.473	55.331	1:25.985	48.157	179.4	7:55.783
3	1	3:03.550	52.885	1:23.749	46.916	177.6	10:59.333
4	1	2:59.339	52.386	1:20.114	46.839	191.5	13:58.672
5	1	3:01.496	54.062	1:20.531	46.903	197.8	17:00.168
6	1	3:01.137	52.040	1:21.595	47.502	197.1	20:01.305
7	1	3:02.127	52.514	1:22.216	47.397	196.7	23:03.432
8	1	3:09.290	53.182	1:21.850	54.258	175.3	26:12.722
9	1	3:55.993	1:48.030	1:20.925	47.038	186.5	30:08.715

975		1.Patrick van den Berg		Porsche Cup			
1	1	4:45.104	2:23.654	1:30.054	51.396	152.1	4:45.104
2	1	3:11.628	55.985	1:26.217	49.426	179.4	7:56.732
3	1	3:09.772	54.561	1:26.634	48.577	178.8	11:06.504
4	1	3:08.065	54.013	1:25.807	48.245	170.6	14:14.569
5	1	3:05.414	53.221	1:23.925	48.268	185.2	17:19.983
6	1	3:05.249	52.535	1:24.260	48.454	188.2	20:25.232
7	1	3:05.041	52.594	1:24.912	47.535	187.5	23:30.273
8	1	3:57.073	53.019	1:24.324	1:39.730	189.1	27:27.346
9	1	3:13.828	1:01.460	1:25.199	47.169	198.5	30:41.174

977		1.Jos Iske		Porsche 944 Porsche Cup			
1	1	4:26.739	2:01.273	1:32.872	52.594	141.4	4:26.739
2	1	3:23.676	1:00.459	1:30.470	52.747	153.0	7:50.415
3	1	3:20.919	58.664	1:31.053	51.202	159.8	11:11.334
4	1	3:18.198	58.809	1:27.388	52.001	161.2	14:29.532
5	1	3:16.432	57.837	1:27.950	50.645	169.3	17:45.964
6	1	3:23.147	58.767	1:30.530	53.850	170.1	21:09.111
7	1	3:16.349	57.657	1:27.752	50.940	160.0	24:25.460
8	1	4:07.722	58.496	1:59.296	1:09.930	155.4	28:33.182
9	1	3:14.543	57.781	1:26.037	50.725	164.1	31:47.725

986		1.JeanPaul Hulsebos		Porsche Cup			
1	1	4:30.178	2:12.331	1:29.266	48.581	163.1	4:30.178
2	1	3:04.742	55.582	1:21.607	47.553	190.8	7:34.920
3	1	3:03.667	52.733	1:23.705	47.229	168.2	10:38.587
4	1	3:01.223	52.925	1:21.799	46.499	189.5	13:39.810
5	1	3:19.050	B 52.934	1:22.732	1:03.384	187.2	16:58.860

993		1.Eric Hesp		Porsche 944 Porsche Cup			
1	1	4:18.647	1:58.875	1:29.656	50.116	159.8	4:18.647
2	1	3:12.559	56.735	1:24.431	51.393	182.7	7:31.206
3	1	3:10.584	55.880	1:25.286	49.418	176.2	10:41.790
4	1	3:11.001	56.579	1:24.427	49.995	181.2	13:52.791
5	1	3:11.947	56.216	1:25.748	49.983	183.7	17:04.738
6	1	3:11.702	56.979	1:24.635	50.088	183.1	20:16.440
7	1	3:12.351	56.795	1:25.530	50.026	154.7	23:28.791
8	1	4:10.749	56.734	1:27.215	1:46.800	168.7	27:39.540
9	1	3:10.485	56.642	1:24.608	49.235	182.1	30:50.025